

Using the Mapped Comps Tool

You may view Mapped Comps from our Automatic OR Custom Comparables tools from the Compressed Comp view. You may individually select the comps you would like to map or click the "Select All Comps" button. Click the "Map Selected Sales" button when complete, and your mapped sales, including sales information, will open in a new window.

Shelby County Compressed Comparables for **9528 EDNAM CV - HIGHLANDS** Prepared 4/28/2009 by Wendy Greenlaw on CHANDLERREPORTS.COM

SUBJECT PROPERTY:

Address	Sale Date	Selling Price	Mtg. Amount	Len	Ty	Price/ SqFt	SqFt	Sty	R	B	Bth	Const. Type	Cars	Yr.	Remarks	Acre	Info Date	S	C	C	F	J	P	Sec
				dor	pe				M	R								C	D	A	P	A	L	Sub
9528 EDNAM CV							5396	2	10	5	4.2	STUC	G 3A	1995	CABANA	1.200	5/02	I	E	X	4		X	

LATEST COMPARABLE SALES:

New!

Address	Sale Date	Selling Price	Mtg. Amount	Len	Ty	Price/ SqFt	SqFt	Sty	R	B	Bth	Const. Type	Cars	Yr.	Remarks	Acre	Info Date	S	C	C	F	J	P	Sec	Sel
				dor	pe				M	R								C	D	A	P	A	L	Sub	ect
9595 FOXHILL N	10/30/08	\$1,115,000	\$417,000	PNB	CF	\$197.10	5657	2.0	11	5	5.1	BVST	G 3A	2005		1.18	2/08	H	G	X	3	X	X		<input type="checkbox"/>
2870 KEASLER E	8/25/08	\$537,450	\$417,000	WEL	CF	\$107.51	4999	2.0	11	4	4.1	BVWD	G 3A	1994		2	10/02		G	X	1	X	X		<input type="checkbox"/>
9576 EDNAM CV	7/22/08	\$670,000	\$385,000	EBT	CF	\$132.31	5064	2.0	11	4	3.1	DRFR	G 3A	1994		1.1	4/03	^	A	X	1	X	X		<input type="checkbox"/>
9507 SPRING HOLLOW S	3/12/09	\$530,000	\$417,000	MGN	CF	\$98.57	5377	2.0	9	4	4.1	BV	G 3A	1992		1	9/07	H	A	X	1	X	2		<input type="checkbox"/>
8968 ON THE HILL CV	12/8/08	\$525,000	\$525,000	OTH	CF	\$90.36	5810	1.5	11	5	4.1	BVWS	G 3A	1984		0.91	10/08	2	G	X	2	X	3		<input type="checkbox"/>
8982 ON THE HILL CV	5/19/08	\$515,000	\$309,000	SMI	CF	\$105.51	4881	2.0	10	5	4.1	BV	G 2A	1983	1.03 ACS	1.03	4/06	@	A	X	2		X	3	<input type="checkbox"/>
9824 HOUSTON OAKS S	9/12/08	\$492,500	\$397,500	MGN	12	\$108.62	4534	2.0	12	4	3.1	HBBV	G 3A	2001		0.41	8/08	~	G	X	2		4		<input type="checkbox"/>
2197 MANOR OAKS CV	5/18/08	\$585,000				\$114.53	5108	2.0	11	6	4.1	BV	G 2A	1996		0.47	10/99	\	G	X	2		X	4	<input type="checkbox"/>

Sale Price	Square Feet	Price Per Sq Foot
Minimum: \$492,500	Minimum: 4,534	Minimum: \$90.36
Maximum: \$1,115,000	Maximum: 5,810	Maximum: \$197.10
Average: \$621,244	Average: 5,179	Average: \$119.31

LATEST NON-COMPARABLE SALES:

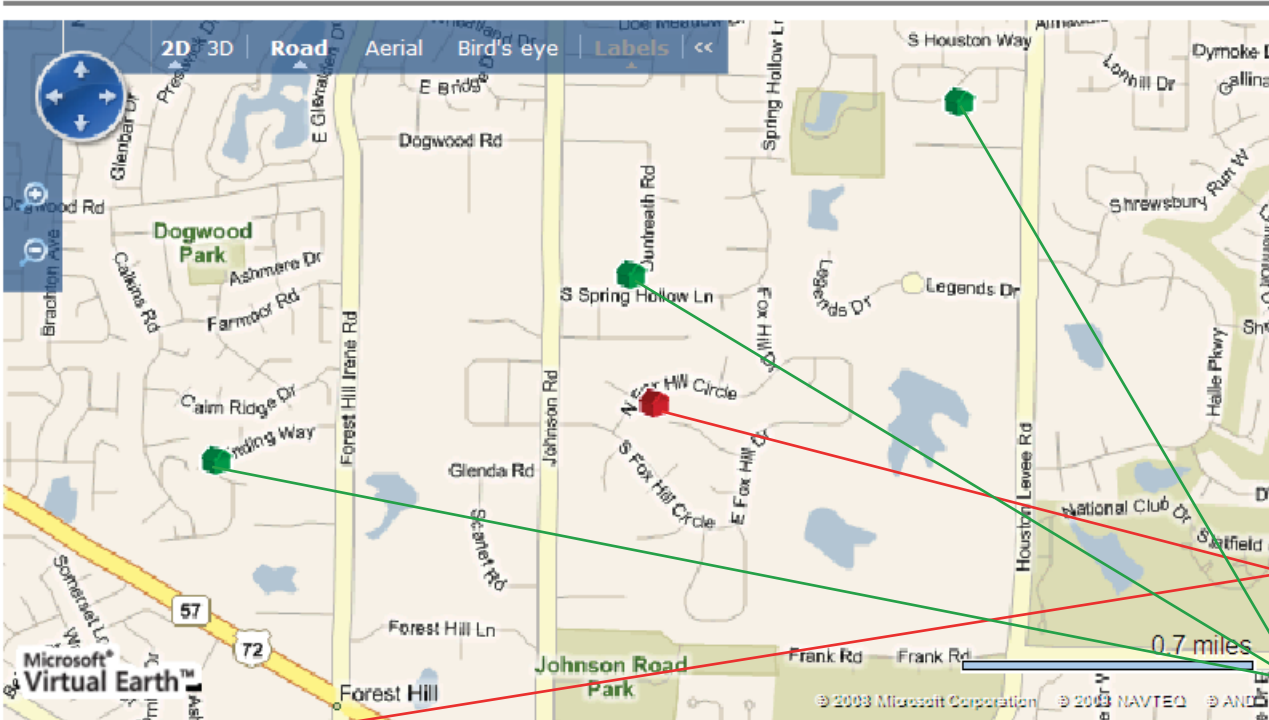
Address	Sale Date	Selling Price	Mtg. Amount	Len	Ty	Price/ SqFt	SqFt	Sty	R	B	Bth	Const. Type	Cars	Yr.	Remarks	Acre	Info Date	S	C	C	F	J	P	Sec	Sel
				dor	pe				M	R								C	D	A	P	A	L	Sub	ect
2643 LOCKESLEY CV N	2/27/09	\$841,500	\$417,000	SMI	CF	\$116.33	7234	2.0	11	5	5.1	BV	G 4A	1995	CSTM,DCK	1.2	12/08	!	A	X	4	X			<input type="checkbox"/>
2840 KEASLER E	7/1/08	\$925,000	\$417,000	REG	CF	\$166.34	5561	1.0	10	4	4.1	STUC	G 7	1997		2	3/99	S	E	X	3	X	X		<input type="checkbox"/>
9431 SPRING HOLLOW S	6/19/08	\$968,750	\$417,000	FHL	CF	\$132.32	7321	2.0	13	5	5.2	BVST	G 3A	1990		1.1	4/03	S	A	X	5	X	2		<input type="checkbox"/>
9641 DEER WALK	5/15/08	\$433,000	\$346,400	SMI	CF	\$117.03	3700	2.0	10	4	2.1	BVWD	G 3A	1991	1.21 ACS	1.21	7/91	3	N	X	1		X	2	<input type="checkbox"/>
9891 HOUSTON OAKS S	11/14/08	\$445,000	\$400,500	BCS	CF	\$125.53	3545	1.5	8	4	3.1	BVWD	G 2A	1997		0.5	9/08	O	A	X	1	X	X	4	<input type="checkbox"/>
9910 HOUSTON OAKS N	6/9/08	\$450,500	\$400,945	CBT	12	\$102.53	4394	2.0	8	3	2.1	BVFR		1997		0.48	1/08	A	A				4	<input type="checkbox"/>	
9822 FRANK	8/8/08	\$525,000	\$445,000	FFS	12	\$128.27	4093	2.0	10	4	3.1	BV	G 3A	1999		0.46	7/08	6	G	X	2	X	X	5	<input type="checkbox"/>

Sale Price	Square Feet	Price Per Sq Foot
Minimum: \$433,000	Minimum: 3,545	Minimum: \$102.53
Maximum: \$968,750	Maximum: 7,321	Maximum: \$166.34
Average: \$655,536	Average: 5,121	Average: \$126.91

Mapped Comps Cont.

CHANDLER REPORTS *mapping*


Shelby County Compressed Comparables for **9528 EDNAM CV**
Prepared 10/10/2008 11:23:31 AM by Chandler Reports on CHANDLERREPORTS.COM




- Map Tools
Zoom In/Out
2D View
3D View
Aerial View
Bird's Eye View

Subject Property

Comparable Properties

SUBJECT PROPERTY: 

Address	Sale Date	Selling Price	Mtg. Amount	Type	Price/SqFt	SqFt	Sty	R	B	Bth	Const. Type	Cars	Yr.	Remarks	Acre	Dist	Info	S	C	C	F	J	P	Sec
								M	R							ance	Date	C	D	A	P	A	L	Sub
9528 EDNAM CV						5396	2.0	10	5	4.2	STUC	G 3A	1995	CABANA	1.2	05/02								X

LATEST COMPARABLE SALES: 

Address	Sale Date	Selling Price	Mtg. Amount	Type	Price/SqFt	SqFt	Sty	R	B	Bth	Const. Type	Cars	Yr.	Remarks	Acre	Dist	Info	S	C	C	F	J	P	Sec	
								M	R							ance	Date	C	D	A	P	A	L	Sub	
2197 MANOR OAKS CV	05/18/08	\$585,000			\$114.53	5108	2.0	11	6	4.1	BV	G 2A	1996		0.47	1.09	10/99							X	0
9490 SPRING HOLLOW S	03/26/08	\$600,000	\$332,000	CF	\$113.34	5294	2.0	10	4	3.0	BV	G 3A	1989	1.02 ACS	1.02	0.32	1/98	X	G	X		1	X		0
8945 WINDING WAY	12/27/07	\$749,900	\$712,400	12	\$137.98	5435	2.0	13	5	4.2	BVWD	G 3A	1993		0.62	1.19	12/07	6	V	X		3		X	0